

Firebox T40/T40-W Hardware Guide

WatchGuard® Firebox security appliances deliver unparalleled unified threat management, superior performance, ease of use, and value for your small organization or branch office. Our security subscriptions give you fully integrated protection from spyware, spam, viruses, worms, trojans, web-based exploits, and blended threats. From firewall and VPN protection to secure remote access, WatchGuard Firebox appliances support a broad range of network environments.

This guide introduces the Firebox T40 RoHS-compliant (lead-free) hardware product. The Firebox T40 network security appliance is designed for small organizations and branch offices.

Fireware OS

The Firebox T40 supports WatchGuard's next generation UTM OS—Fireware® OS. Each Firebox appliance includes Fireware OS and delivers exceptional protection against today's sophisticated threats to make sure that your business stays connected. For more information on the features of Fireware OS, see [Fireware Help](#).

About Your Hardware

Hardware Specifications

Processor	NXP LS1043A, 1.0GHz, 4-Core
Memory	DDR4 4GB
Storage	mSATA 16GB
Power Supply	Input Ratings: 100-240V AC, MAX 1.2A, 50-60Hz Output: 54V DC
Dimensions	D = 205.5 mm (8") W = 217 mm (8.5") H = 43 mm (1.7")
Weight	T40: 0.88 kg (1.94 lbs) T40-W: 0.9 kg (1.98 lbs)

Interface Specifications

Network Interfaces	5 RJ45 connectors, 1000Base-TX (10/100/1000Mbps) Interface 4 supports PoE+ (Power over Ethernet), compliant with the IEEE 802.3at standard
Radio Type and Frequency Band (T40-W)	A single 3x3:3 radio that can operate on one of these bands: <ul style="list-style-type: none"> ■ 2.4 GHz 802.11 b/g/n ■ 5 GHz 802.11 a/n/ac
I/O Interfaces	2x USB3.0, Type-A 1 RJ45 Serial Port

Environmental Requirements

To safely install your Firebox, we recommend that you:

- Install it indoors.
- Put it in a secure area, such as a locked room, to block the device from people who do not have permission to use it.
- Connect it to a conditioned power supply to prevent damage from sudden power changes.

Other environmental requirements:

- Operating temperature: 0° to 40°C (32° to 104°F)
- Operating humidity: 5% to 90% non-condensing
- Non-operating temperature: -25° to 75°C (-13° to 167°F)
- Non-operating humidity: 0% to 95% non-condensing

Hardware Description

Front

Front view of the Firebox:



Failover

The Failover indicator is lit when there is a WAN failover from the primary external interface to the backup interface. After the external interface connection fails back to the primary external interface, the indicator is not lit.

WAP

On the Firebox T40-W model, the WAP indicator is lit when the appliance is activated as a wireless access point or a wireless client. The color indicates the active wireless radio band. The light blinks when data is sent and received. The speed of the blink increases as the data flow increases.

Indicator	Indicator Color	Wireless Band
WAP	Yellow	2.4 GHz radio band
	Green	5 GHz radio band

Network Interface Status Indicators

The Firebox T40 has five network interfaces. There are two status indicators for each interface.

Indicator	Indicator Color	Interface Status
1000 Yellow	On	Link speed: 1000 Mbps
	Blinks (speed of blink increases as the data flow increases)	Data sent and received
10/100 Green	On	Link speed: 10 Mbps or 100 Mbps
	Blinks (speed of blink increases as the data flow increases)	Data sent and received

Status

The Status indicator is lit when there is a management connection to the device. The Status indicator is lit for 30 seconds after you connect to the device with the Fireware Web UI or the command line interface. It is also lit when the device is polled by WatchGuard System Manager.

Mode

The Mode indicator shows the status of the external network connection. If the device can connect to the external network and send traffic, the indicator is green. The indicator flashes if the device cannot send traffic to the external network.

Attn

The Attn indicator is yellow when you start the device with the Reset button pressed. For more information, see [Restore Factory-Default Settings](#).

Power (⏻)

The Power indicator is lit to indicate power status. It is green when the Firebox is powered on.

Rear

Rear view of the Firebox:



Serial Port (Console)

The leftmost port is an RJ45 serial console port. An RJ45 serial cable is not included with the device.

USB Interfaces

The device includes two USB 3.0 interfaces. Connect a USB storage device for USB backup and restore, or to store a support snapshot. For more information, see [Fireware Help](#).

Network Interfaces

The Ethernet interfaces have standard RJ45 connectors and support link speeds of 10, 100, or 1000 Mbps.

The Firebox T40 has five network interfaces. These interfaces are labeled 0/WAN, 1/LAN, 2, 3, 4-PoE. Interface 4 is a PoE+ (Power over Ethernet) interface, compliant with the IEEE 802.3at standard.

Interfaces 1 to 4 only support full duplex connections. Make sure the Firebox interfaces and network devices you connect to these ports are set to auto-negotiation or full duplex. Interface 0 supports both half and full duplex connections.

Reset Button

This resets the device. To restore the device to factory-default settings, see [Restore Factory-Default Settings](#).

Power Switch

Controls the power supplied to the device. Move the switch to position **1** to power on the device, or position **0** to power it off.

Power Input

An AC power adapter is included with your device. Connect the AC adapter to the device and to a power source. Use only the supplied AC power adapter.





The red glow seen on the cover of some Firebox T40 devices is the LED on the memory card inside the unit. For more information, see [this KB article](#).

AC Power Adapter

The AC power adapter supplies power for the Firebox. Before you connect the adapter, verify that the color band on the cord matches the color ring around the power plug on the Firebox.

The Firebox T40 includes a power cable to connect to the AC power adapter.

The suffix on the Firebox SKU indicates the type of power plug included with the device. Note that the suffix is not restrictive – for instance, though tagged as “AU” for Australia, the Type I plug is also used in China, New Zealand, and Argentina. If your country does not use one of these four plugs, use an adapter with one of these plugs.

SKU Suffix	Plug Type	Used in regions	Photo
-US	A	US, Canada, Japan, Taiwan, Central America, Some countries in South America, Philippines	
-UK	G	United Kingdom, Ireland, Hong Kong, Singapore, Malaysia, some African countries	
-EU	C	Europe, Middle East, Korea, Indonesia, some African countries	
-AU	I	China, Australia, New Zealand	

Wall Mounting Plate

The wall mounting plate (available separately) enables you to mount the Firebox on a wall in a good location to increase the wireless range.

You need four screws 1/8" (3 mm) wide and at least 3/4" (18 mm) long to install the mounting plate.

To install the wall mounting plate:

1. Place the wall mounting plate horizontally against the wall where you want to install the Firebox.
2. Securely screw the wall mounting plate to the wall with the four screws.
3. Align the two holes on the bottom of the Firebox with the two connection points on the mounting plate.
4. Push the Firebox toward the mounting plate, until the two connection points on the mounting plate are inside the holes on the bottom of the Firebox. Then press firmly down to seat the device on the plate.

To remove the Firebox from the mounting plate, push the Firebox up slightly, and then pull out, to separate the connection points on the mounting plate from the holes on the bottom of the Firebox.

Restore Factory-Default Settings

If you have a problem in your configuration file that you cannot correct, you can restore the factory-default settings and start from a new configuration file. For example, if you do not know the administrator account passphrase, or if a power interruption causes damage to the Fireware OS, you can restore the Firebox to the factory-default settings and build your configuration again.

To reset the Firebox to factory-default settings:

1. Power off the Firebox.
2. Press and hold the **Reset** button on the back of the Firebox.
3. Power on the Firebox while you continue to hold the **Reset** button.
4. Continue to hold the **Reset** button until the **Attn** indicator on the front of the Firebox begins to flash.
5. Release the **Reset** button.
6. Wait until the **Attn** indicator stays lit and does not flash.
7. Power off the Firebox.
8. Power on the Firebox.

The Firebox restarts with factory-default settings.

Notices

All WatchGuard products are designed and tested to meet strict safety requirements. These requirements include product safety approvals and other global compliance standards. Please read the following instructions carefully before operating the product, and refer to them as needed to ensure the continued safe operation of your product.

Product Safety Certification

The WatchGuard product is safety certified under the following standards:

- CAN/CSA C22.2 No.60950-1-07, Second Edition 2014-10
- UL 60950-1, Second Edition 2014-10-14
- IEC 60950-1, 2005+A1:2009+A2:2013
- IEC 62368-1: 2014 2nd edition
- EN 60950-1:2006+A11:2009+A1:2010+A12:2011+A2:2013

Safety Warning

- Do not place objects on the power cord.
- Do not obstruct the ventilation openings. These openings prevent overheating of the machine.
- Never push objects of any kind into slots or openings on this equipment. Making a contact with a voltage point or shorting out a part may result in fire or electrical shock.
- When removing or installing an appliance, follow the general installation safety instructions.
- You must disconnect the AC power cord from the Firebox before you remove the cover of the Firebox for any reason.
- There is risk of explosion if the battery is replaced by an incorrect type. Dispose of used batteries according to the manufacturer's instructions.
- 警示 本電池如果更換不正確會有爆炸的危險，請勿自行更換電池

Disclaimer

WatchGuard shall not be held liable if the end user alters, modifies, or repairs any WatchGuard hardware appliance.

Hinweise Zur Sicherheit

Alle WatchGuard Produkte werden entwickelt und getestet, um strenge Sicherheitsanforderungen zu erfüllen. Diese Anforderungen umfassen Produktsicherheit Zulassungen und andere globale Compliance-Standards. Bitte lesen Sie die folgenden Anweisungen sorgfältig, bevor Sie das Produkt, und bezeichnen sie als notwendig, um den sicheren Betrieb des Geräts zu gewährleisten. Weitere Informationen finden Sie in der elektronischen Hardware Guide.

Die WatchGuard Produkt ist Sicherheit unter den folgenden Normen zertifiziert

- CAN/CSA C22.2 No.60950-1-07, Second Edition 2014-10
- UL 60950-1, Second Edition 2014-10-14
- IEC 60950-1:2005+A1:2009+A2:2013
- IEC 62368-1: 2014 2nd edition
- EN 60950-1:2006+A11:2009+A1:2010+A12:2011+A2:2013

Sicherheitshinweis

- Legen Sie keine Gegenstände auf das Netzkabel.

- Verdecken Sie nicht die Lüftungsöffnungen. Diese Öffnungen verhindern eine Überhitzung der Maschine.
- Stecken Sie niemals Gegenstände jeglicher Art in die Schlitze oder Öffnungen des Geräts stecken. Der Kontakt mit einem spannungsführenden Punkt oder das Kurzschließen eines Bauteils kann zu einem Brand oder elektrischen Schlag führen.
- Beim Entfernen oder Installieren eines Gerätes, nach den allgemeinen Installation Sicherheitshinweise.

Aviso De Seguridad

Todos los productos WatchGuard están diseñados y probados para satisfacer estrictos requisitos de seguridad. Estos requisitos incluyen la homologación de productos de seguridad y otras normas de cumplimiento global. Por favor, lea atentamente las siguientes instrucciones antes de utilizar el producto, y se refieren a ellos como sea necesario para garantizar el funcionamiento seguro y continuo de su producto. Información adicional se puede encontrar en la Guía del usuario electrónica.

Certificación de seguridad del producto

El producto tiene certificación de seguridad WatchGuard bajo las siguientes normas:

- CAN/CSA C22.2 No.60950-1-07, Second Edition 2014-10
- UL 60950-1, Second Edition 2014-10-14
- IEC 60950-1:2005+A1:2009+A2:2013
- IEC 62368-1: 2014 2nd edition
- EN 60950-1:2006+A11:2009+A1:2010+A12:2011+A2:2013

Advertencia de seguridad

- No coloque objetos sobre el cable de alimentación.
- No obstruya las aberturas de ventilación. Estas aberturas evitan el sobrecalentamiento de la máquina.
- Nunca introduzca objetos de ningún tipo en las ranuras o aberturas del equipo. El contacto con puntos de voltaje o el cortocircuito de una pieza podría provocar un incendio o una descarga eléctrica.
- Al extraer o instalar un electrodoméstico, siga las instrucciones generales de instalación de seguridad.

Federal Communications Commission Interference Statement

Operations in the 5.15-5.25GHz band are restricted to indoor usage only. This equipment has been tested and found to comply with the limits for a Class B digital device, pursuant to Part 15 of the FCC Rules. These limits are designed to provide reasonable protection against harmful interference in a residential installation. This equipment generates, uses and can radiate radio frequency energy and, if not installed and used in accordance with the instructions, may cause harmful interference to radio communications. However, there is no guarantee that interference will not occur in a particular installation. If this equipment does cause harmful interference to radio or television reception, which can be determined by turning the equipment off and on, the user is encouraged to try to correct the interference by one of the following measures:

- Reorient or relocate the device.
- Increase the separation between the equipment and receiver.
- Connect the equipment into an outlet on a circuit different from that to which the receiver is connected.
- Consult the dealer or an experienced radio/TV technician for help.

FCC Caution: Any changes or modifications not expressly approved by the party responsible for compliance could void the user's authority to operate this equipment.

Operation is subject to the following two conditions: (1) This device may not cause harmful interference, and (2) this device must accept any interference received, including interference that may cause undesired operation.

IMPORTANT NOTE:

FCC Radiation Exposure Statement: (Wireless)

This equipment complies with FCC radiation exposure limits set forth for an uncontrolled environment. This equipment should be installed and operated with minimum distance 20cm between the radiator & your body. This transmitter must not be co-located or operating in conjunction with any other antenna or transmitter.

Europe – EU Declaration of Conformity (Wireless)


This device complies with the essential requirements of the RED 2014/53/EU. The following test methods have been applied in order to prove presumption of conformity with the essential requirements of the RED 2014/53/EU:

- EN 60950-1 - Safety of Information Technology Equipment
- EN 50385 - Generic standard to demonstrate the compliance of electronic and electrical apparatus with the basic restrictions related to human exposure to electromagnetic fields (0 Hz - 300 GHz)
- EN 62368-1:2014+A11:2017 - Safety standard that classifies energy sources, prescribes safeguards against those energy sources, and provides guidance on the application of, and requirements for, those safeguards.
- EN 300 328 - Electromagnetic compatibility and Radio spectrum Matters (ERM); Wideband Transmission systems; Data transmission equipment operating in the 2,4 GHz ISM band and using spread spectrum modulation techniques; Harmonized EN covering essential requirements under article 3.2 of the RED Directive
- EN 301 893 - Broadband Radio Access Networks (BRAN); 5 GHz high performance RLAN; Harmonized EN covering essential requirements of article 3.2 of the RED Directive
- EN 301 489-1 - Electromagnetic compatibility and Radio Spectrum Matters (ERM); ElectroMagnetic Compatibility (EMC) standard for radio equipment and services; Part 1: Common technical requirements
- EN 301 489-17 - Electromagnetic compatibility and Radio spectrum Matters (ERM); ElectroMagnetic Compatibility (EMC) standard for radio equipment and services; Part 17: Specific conditions for 2.4 GHz wideband transmission systems and 5 GHz high performance RLAN equipment

This device is a 5GHz wideband transmission system (transceiver), intended for use in all EU member states and EFTA countries, except in France and Italy where restrictive use applies. In Italy the end-user should apply for a license at the national spectrum authorities in order to obtain authorization to use the device for setting up outdoor radio links and/or for supplying public access to telecommunications and/or network services.

This device may not be used for setting up outdoor radio links in France and in some areas the RF output power may be limited to 10 mW EIRP in the frequency range of 2454 – 2483.5 MHz. For detailed information the end-user should contact the national spectrum authority in France.

CE Notice

The  symbol on your WatchGuard Technologies equipment indicates that it is in compliance with the Electromagnetic Compatibility (EMC) directive and the Low Voltage Directive (LVD) of the European Union (EU).

RoHS Statement

The member states of the European Union approved directive 2002/95/EC, Restrictions of Hazardous Substances (“RoHS directive”) that became valid on July 1, 2006. It states that all new electrical and electronic equipment put on the market within the member states must not contain certain hazardous materials. This device complies with the European Union’s RoHS directive 2002/95/EC and similar regulations that may be adopted by other countries for European Sales.

WEEE Statement

WEEE is a general set of requirements dictated in the EU Directive 2002/96/EC. This Directive mandated that member EU countries enact regulations governing the Waste of Electrical and Electronic Equipment (WEEE). The Directive, and its individual transpositions into specific country laws and legislation, is aimed at the reduction of WEEE through reuse, recovery, and recycling of WEEE.

WatchGuard is working in partnership with our European Union (EU) distribution partners to ensure that our products are in compliance with the WEEE statutes, and that the recovery of our product per the specific EU country legislative requirements is seamless for our product’s end users. If you have a WatchGuard product that is at its end of life and needs to be disposed of, please contact WatchGuard Customer Care Department at:

U.S. Customers: 877.232.3531 International Customers: +1.206.613.0456

WatchGuard is reasonably confident that our products do not contain any substances or hazardous materials presently banned by any legislation, and do not present a risk due to hazardous materials. WEEE recovery professionals should also note that these products do not have any materials that are of particular high value in their individual form.

REACH

The new EU chemicals policy REACH (Registration, Evaluation, Authorization and restriction of Chemicals) came into effect on June 1, 2007. REACH is Europe’s new chemicals legislation, which is applicable in all 27 EU Member States as well as the EFTA European Economic Area (EEA). REACH creates a new system for gathering information, assessing risks to human health and the environment, and authorizing or restricting the marketing and use of chemicals produced or supplied in the EEA. REACH has an impact on EEA producers and importers of finished products and users of chemicals in the course of industrial or professional activities.

WatchGuard supports the overall REACH objective of improving the protection of human health and the environment and will meet all applicable REACH requirements. WatchGuard is strongly committed to working with our customers and supply chain to define and implement the REACH requirements and ensure a smooth transition to compliance.

One of the REACH requirements is that manufacturers and importers have the duty to register substances they are producing or importing. In accordance with the regulations, the products of WatchGuard do not need to be registered for the following reasons:

- WatchGuard does not import more than 1 metric ton per year of a substance as defined by REACH.
- WatchGuard products are non-chemical products that are not designed to release any substance under normal and reasonably predictable application.
- Our products do not contain the listed substances at more than 0.1% by weight of the whole product/part.

Industry Canada Statement

This device complies with RSS-247 of the Industry Canada Rules. Operation is subject to the following two conditions: (1) This device may not cause harmful interference, and (2) this device must accept any interference received, including interference that may cause undesired operation. CAN ICES-3(B)/NMB-3(B) Ce dispositif est conforme à la norme CNR-247 d'Industrie Canada applicable aux appareils radio exempts de licence. Son fonctionnement est sujet aux deux conditions suivantes: (1) le dispositif ne doit pas produire de brouillage préjudiciable, et (2) ce dispositif doit accepter tout brouillage reçu, y compris un brouillage susceptible de provoquer un fonctionnement indésirable.

Caution: (Wireless)

- (i) The device for operation in the band 5150-5250 MHz is only for indoor use to reduce the potential for harmful interference to co-channel mobile satellite systems;
- (ii) high-power radars are allocated as primary users (i.e. priority users) of the bands 5250-5350 MHz and 5650-5850 MHz and that these radars could cause interference and/or damage to LE-LAN devices.

Avertissement:

Les dispositifs fonctionnant dans la bande 5150-5 250 MHz sont réservés uniquement pour une utilisation à l'intérieur afin de réduire les risques de brouillage préjudiciable aux systèmes de satellites mobiles utilisant les mêmes canaux.

For Mobile Device Usage (Wireless)

Radiation Exposure Statement

This equipment complies with IC radiation exposure limits set forth for an uncontrolled environment. This equipment should be installed and operated with minimum distance 20cm between the radiator & your body.

Déclaration d'exposition aux radiations:

Cet équipement est conforme aux limites d'exposition aux rayonnements IC établies pour un environnement non contrôlé. Cet équipement doit être installé et utilisé avec un minimum de 20cm de distance entre la source de rayonnement et votre corps.

France (Wireless)

Les dispositifs fonctionnant dans la bande 5150-5250 MHz est réservé à une utilisation en intérieur pour réduire le risque de brouillage préjudiciable aux systèmes mobiles par satellite utilisant les mêmes canaux; propia operación no deseada.

Japan VCCI Notice (Class A ITE)

これはVCCI評議会の基準に基づくクラスA製品です。本製品がラジオやテレビ受信機の近くで使用されている場合は、電波障害を引き起こすことがあります。インストールして、取扱説明書に従って機器を使用しています VCCI-A

Taiwan RoHS (T40)

設備名稱： 網路伺服器 Equipment name		型號 (型式)： FS4AE5, FS4AE5W Type designation (Type)				
單元Unit	限用物質及其化學符號 Restricted substances and its chemical symbols					
	鉛Lead (Pb)	汞Mercury (Hg)	鎘Cadmium (Cd)	六價鉻 Hexavalent chromium (Cr ⁶⁺)	多溴聯苯 Polybrominated biphenyls (PBB)	多溴二苯醚 Polybrominated diphenyl ethers (PBDE)
電路板總成 PCBA	○	○	○	○	○	○
電源供應器 Power Supply	○	○	○	○	○	
金屬機構件 ME metal part	○	○	○	○	○	
塑膠機構件 ME plastic part	○	○	○	○	○	
配件(例： 電源線等) Accessory (cable, etc.)	○	○	○	○	○	
備考1. "超出0.1 wt %" 及 "超出0.01 wt %" 係指限用物質之百分比含量超出百分比含量基準值。 Note 1: "Exceeding 0.1 wt %" and "exceeding 0.01 wt %" indicate that the percentage content of the restricted substance exceeds the reference percentage value of presence condition.						
備考2. "○" 係指該項限用物質之百分比含量未超出百分比含量基準值。 Note 2: "○" indicates that the percentage content of the restricted substance does not exceed the percentage of reference value of presence.						
備考3. "—" 係指該項限用物質為排除項目。 Note 3: The "-" indicates that the restricted substance corresponds to the exemption.						

Taiwan Class A Notice

警告使用者：這是甲類產品，應使用並正確安裝。本產品可能會造成無線電干擾，在這種情況下，用戶可能需要採取適當的措施。

警示 本電池如果更換不正確會有爆炸的危險，請勿自行更換電池

Taiwan NCC

低功率電波輻射性電機管理辦法

第十二條 經型式認證合格之低功率射頻電機，非經許可，公司、商號或使用者均不得擅自變更頻率、加大功率或變更原設計之特性及功能。

第十四條 低功率射頻電機之使用不得影響飛航安全及干擾合法通信；經發現有干擾現象時，應立即停用，並改善至無干擾時方得繼續使用。前項合法通信，指依電信法規定作業之無線電通信。低功率射頻電機須忍受合法通信或工業、科學及醫療用電波輻射性電機設備之干擾。

電磁波曝露量MPE標準值(MPE) 1mW/cm²，送測產品實值為0.338 mW/cm²

無線資訊傳輸設備避免影響附近雷達系統之操作

Mexico Notice

La operación de este equipo está sujeta a las siguientes dos condiciones:

- (i) es posible que este equipo o dispositivo no cause interferencia perjudicial y
- (ii) este equipo o dispositivo debe aceptar cualquier interferencia, incluyendo la que pueda causar su operación no deseada.

Limited Hardware Warranty

This Limited Hardware Warranty (the "Warranty") applies to the enclosed hardware product, not including any associated software, which is licensed pursuant to a separate end-user license agreement and warranty (the "Product"). BY USING THE PRODUCT, YOU (either an individual or a single entity) AGREE TO THE TERMS HEREOF.

If you do not agree to these terms, please return this package, along with proof of purchase, to the authorized dealer from which you purchased it for a full refund. WatchGuard Technologies, Inc. ("WatchGuard") and you agree as set forth below or on the reverse side of this card, as applicable.

1. **LIMITED WARRANTY.** WatchGuard warrants that upon delivery and for one (1) year thereafter (the "Warranty Period"): (a) the Product will be free from material defects in materials and workmanship, and (b) the Product, when properly installed and used for its intended purpose and in its intended operating environment, will perform substantially in accordance with WatchGuard applicable specifications.

This warranty does not apply to any Product that has been: (i) altered, repaired or modified by any party other than WatchGuard except for the replacement or inclusion of specified components authorized in, and performed in strict accordance with, documentation provided by WatchGuard; or (ii) damaged or destroyed by force majeure events, accidents, power spikes or similar events or by any intentional, reckless or negligent acts or omissions of any party. You may have additional warranties with respect to the Product from the manufacturers of Product components. However, you agree not to look to WatchGuard for, and hereby release WatchGuard from any liability for, performance of, enforcement of, or damages or other relief on account of, any such warranties or any breach thereof.

2. **REMEDIES.** If any Product does not comply with the WatchGuard warranties set forth in Section 1 above, WatchGuard will, following the receipt of the product you claim is defective and at its option, either (a) repair the Product, or (b) replace the Product with a like or similar product; provided, that you will be responsible for returning the Product and for all costs of shipping and handling. Repair or replacement of the Product shall not extend the Warranty Period. Any Product, component, part or other item replaced by WatchGuard becomes the property of WatchGuard. WatchGuard shall not be responsible for return of or damage to any software, firmware, information or data contained in, stored on, or integrated with any returned Products.
3. **DISCLAIMER AND RELEASE.** THE WARRANTIES, OBLIGATIONS AND LIABILITIES OF WATCHGUARD, AND YOUR REMEDIES, SET FORTH IN PARAGRAPHS 1 AND 2 ABOVE ARE EXCLUSIVE AND IN SUBSTITUTION FOR, AND YOU HEREBY WAIVE, DISCLAIM AND RELEASE ANY AND ALL OTHER WARRANTIES, OBLIGATIONS AND LIABILITIES OF WATCHGUARD AND ALL OTHER RIGHTS, CLAIMS AND REMEDIES YOU MAY HAVE AGAINST WATCHGUARD, EXPRESS OR IMPLIED, ARISING BY LAW OR OTHERWISE, WITH RESPECT TO ANY NONCONFORMANCE OR DEFECT IN THE PRODUCT (INCLUDING, BUT NOT LIMITED TO, ANY IMPLIED WARRANTY OF MERCHANTABILITY OR FITNESS FOR A PARTICULAR PURPOSE, ANY IMPLIED WARRANTY ARISING FROM COURSE OF PERFORMANCE, COURSE OF DEALING, OR USAGE OF TRADE, ANY WARRANTY OF NONINFRINGEMENT, ANY WARRANTY OF UNINTERRUPTED OR ERROR-FREE OPERATION, ANY OBLIGATION, LIABILITY, RIGHT, CLAIM OR REMEDY IN TORT, WHETHER OR NOT ARISING FROM THE NEGLIGENCE (WHETHER ACTIVE, PASSIVE OR IMPUTED) OR FAULT OF WATCHGUARD OR FROM PRODUCT LIABILITY, STRICT LIABILITY OR OTHER THEORY, AND ANY OBLIGATION, LIABILITY, RIGHT, CLAIM OR REMEDY FOR LOSS OR DAMAGE TO, OR CAUSED BY OR CONTRIBUTED TO BY, THE PRODUCT).
4. **LIMITATION AND LIABILITY.** WATCHGUARD'S LIABILITY (WHETHER ARISING IN CONTRACT (INCLUDING WARRANTY), TORT (INCLUDING ACTIVE, PASSIVE OR IMPUTED NEGLIGENCE AND STRICT LIABILITY AND FAULT) OR OTHER THEORY) WITH REGARD TO ANY PRODUCT WILL IN NO EVENT EXCEED THE PURCHASE PRICE PAID BY YOU FOR SUCH PRODUCT. THIS SHALL BE TRUE EVEN IN THE EVENT OF THE FAILURE OF ANY AGREED REMEDY. IN NO EVENT WILL WATCHGUARD BE LIABLE TO YOU OR ANY THIRD PARTY (WHETHER ARISING IN CONTRACT (INCLUDING WARRANTY), TORT (INCLUDING ACTIVE, PASSIVE OR IMPUTED NEGLIGENCE AND STRICT LIABILITY AND FAULT) OR OTHER THEORY) FOR COST OF COVER OR FOR ANY INDIRECT, SPECIAL, INCIDENTAL, OR CONSEQUENTIAL DAMAGES (INCLUDING WITHOUT

LIMITATION LOSS OF PROFITS, BUSINESS, OR DATA) ARISING OUT OF OR IN CONNECTION WITH THIS WARRANTY OR THE USE OF OR INABILITY TO USE THE PRODUCT, EVEN IF WATCHGUARD HAS BEEN ADVISED OF THE POSSIBILITY OF SUCH DAMAGES. THIS SHALL BE TRUE EVEN IN THE EVENT OF THE FAILURE OF ANY AGREED REMEDY.

5. **MISCELLANEOUS PROVISIONS.** This Warranty will be governed by the laws of the state of Washington, U.S.A., without reference to its choice of law rules. The provisions of the 1980 United Nations Convention on Contracts for the International Sales of Goods, as amended, shall not apply. You agree not to directly or indirectly transfer the Product or use of the product or associated documentation to any country to which such transfer would be prohibited by the U.S. Export laws and regulations. If any provision of this Warranty is found to be invalid or unenforceable, then the remainder shall have full force and effect and the invalid provision shall be modified or partially enforced to the maximum extent permitted by law to effectuate the purpose of this Warranty. This is the entire agreement between WatchGuard and you relating to the Product, and supersedes any prior purchase order, communications, advertising or representations concerning the Product AND BY USING THE PRODUCT YOU AGREE TO THESE TERMS. IF THE PRODUCT IS BEING USED BY AN ENTITY, THE INDIVIDUAL INDICATING AGREEMENT TO THESE TERMS BY USING THE PRODUCT REPRESENTS AND WARRANTS THAT (A) SUCH INDIVIDUAL IS DULY AUTHORIZED TO ACCEPT THE WARRANTY ON BEHALF OF THE ENTITY AND TO BIND THE ENTITY TO THE TERMS OF THIS WARRANTY; (B) THE ENTITY HAS THE FULL POWER, CORPORATE OR OTHERWISE, TO ENTER INTO THE WARRANTY AND PERFORM ITS OBLIGATIONS UNDER THE WARRANTY AND; (C) THE WARRANTY AND THE PERFORMANCE OF THE ENTITY'S OBLIGATIONS UNDER THE WARRANTY DO NOT VIOLATE ANY THIRD-PARTY AGREEMENT TO WHICH THE ENTITY IS A PARTY.

No change or modification of the Warranty will be valid unless it is in writing and is signed by WatchGuard.

Declaration of Conformity

Declaration of Conformity

WatchGuard Technologies, Inc.
505 Fifth Ave. S., Suite 500
Seattle, WA 98104 USA

WatchGuard Technologies Inc. hereby declares that the product(s) listed below conform to the European Union directives and standards identified in this declaration.

Product (s):

WatchGuard Model: Firebox T40-W and Firebox T40, Hardware Model: FS4AE5W and FS4AE5

EU Directive(s):

Low Voltage (2014/35/EU)
Electromagnetic Compatibility (2014/30/EU)
RoHS (2002/95/EC)
WEEE Directive 2002/96/EC
REACH EC 1907/2006
The Radio Equipment Directive (2014/53/EU)

Common Standard(s):

EN 60950-1:2008+A11+A1+A12+A2	Safety for ITE
EN 62388-1:2014+A11:2017	Safety for ITE
EN 55032:2012	Class A Emissions for ITE
EN 55024:2010	Immunity for ITE
EN 50385:2017	
EN 61000-3-2:2014	Class A
EN 61000-3-3:2013	
EN 61000-4-2:2009	
EN 61000-4-3:2008+A1:2008+A2:2010	
EN 61000-4-4:2004	
EN 61000-4-5:2006	
EN 61000-4-6:2009	
EN 61000-4-11:2004	

Wireless Standard(s):

EN 301 489-1 v2.2.3	EMC and Radio Spectrum Matters
EN 301 489-17 v3.1.1	EMC and Radio Spectrum Matters
EN 300 328 v2.1.1	Radio Spectrum Matters
EN 301 893 v2.2.1	Broadband Radio Access Networks

This device complies with Directive 2014/53/EU issued by the Commission of the European Community.

Manufacturer / Hersteller:

WatchGuard Technologies
505 5th Ave S, Suite 500, Seattle, WA 98104 USA

Radio Equipment / Funkanlage:

Wireless Access Point

Type Designation / Typenbezeichnung:

Firebox T40-W and Firebox T40

Specifications / Technische Daten:

802.11a,b,g,n,ac (2.4Ghz & 5GHz)

Intended Purpose / Verwendungszweck:

Indoor Access Point

The above device complies with the essential requirements and other relevant provisions to Directive 2014/53/EU when used for its intended purpose. This equipment may be operated in the USA, Canada, & Europe Union.

Warning! This is a Class A product. In a domestic environment this product may cause radio interference in which case the user may be required to take adequate measures.

The frequency and maximum transmitted power limit in EU are listed as below.

2412 - 2472 MHz: 20 dBm

5150 - 5350 MHz: 20 dBm

Restrictions: France les dispositifs fonctionnant dans la bande 5150-5250 MHz sont réservés uniquement pour une utilisation à l'intérieur afin de réduire les risques de brouillage préjudiciable aux systèmes de satellites mobiles utilisant les mêmes canaux

Warnung! Dies ist eine Einrichtung der Klasse A. Diese Einrichtung kann im Wohnbereich Funkstörungen verursachen. In diesem Fall kann vom Betreiber verlangt werden, angemessene Maßnahmen durchzuführen
Einschränkungen: Frankreich –Geräte, die im Band 5150-5250 MHz ist nur für den Innenbereich, um das Risiko von Störungen des mobilen Satelliten-Systeme, die die gleichen Kanäle

Laurence Huang



Signature

Full Name: Laurence Huang

Position: Manufacturing Program Manager

Date: Jan 7, 2020

[Give Us Feedback](#) • [Get Support](#) • [All Product Documentation](#) • [Technical Search](#)

© 2022 WatchGuard Technologies, Inc. All rights reserved. WatchGuard and the WatchGuard logo are registered trademarks or trademarks of WatchGuard Technologies in the United States and other countries. Various other trademarks are held by their respective owners.